

School Name _____ Class Of _____ Grad Date _____ HIGH SCHOOL JUNIOR HIGH
(Month) - (Day) - (Year)
 OTHER _____

School's Street Address _____ City _____ State _____ Zip _____
(No P.O. boxes, please)

Billing Address _____ City _____ State _____ Zip _____
(If different than school address, for all P.O.s)

School Phone (____) _____ Ext. _____ Cell or Home Phone of Teacher* (____) _____
*For questions after school hours.

Teacher Ordering _____ Teacher's Signature **X** _____ Teacher's Email Address _____

★ Please photocopy the back side of this Order Form if ordering different designs on separate garment types. Be sure to sketch the layout for each design on your photocopy.

ITEM #	TYPE OF GARMENT	DESIGN CHOICE		INK CHOICES			FIGURE PRICE	SIZES	Cost Per Item	(Multiply cost per item by total quantity to calculate price)																															
		FRONT DESIGN #	BACK DESIGN #	#1	#2	#3 (if used)																																			
ITEM #1	GARMENT COLOR _____ MASCOT # _____ <small>(if required for design)</small>	<input type="checkbox"/> Full Size <input type="checkbox"/> Pocket Size <input type="checkbox"/> Small Front Center (approx 7" wide)	<input type="checkbox"/> Full Size <input type="checkbox"/> Pocket Size <input type="checkbox"/> Bottom of Shirt	<input type="checkbox"/> LEFT #	HOOD #	<input type="checkbox"/> RIGHT #	<input type="checkbox"/> BOTH #	#1	#2	#3 (if used)	<table border="1"> <tr> <td colspan="7"> <small>(Use this space to calculate total cost per item. See page 24 for a completed Order Form example.)</small> </td> <td rowspan="2"> \times </td> <td rowspan="2"> Total Quantity of Items = \$ _____ Qty of XXL & XXXL x S2 = \$ _____ </td> <td rowspan="2"> TOTAL PRICE For Item #1 \$ _____ </td> </tr> <tr> <td>BASIC COST OF GARMENT (Based on Qty)</td> <td>Dark Garment* Add \$3.00</td> <td>3rd Ink (\$1.00 per side)</td> <td>Back Print Add \$3.00</td> <td>Sleeve Prints Add \$3.00 per sleeve</td> <td>Bottom or Hood Add \$3.00 ea.</td> <td>Order Qty less than 24 Add \$3.00</td> </tr> <tr> <td>S</td> <td>M</td> <td>L</td> <td>XL</td> <td>XXL</td> <td>XXXL</td> <td></td> <td></td> <td></td> <td></td> <td></td> <td></td> <td></td> </tr> </table>	<small>(Use this space to calculate total cost per item. See page 24 for a completed Order Form example.)</small>							\times	Total Quantity of Items = \$ _____ Qty of XXL & XXXL x S2 = \$ _____	TOTAL PRICE For Item #1 \$ _____	BASIC COST OF GARMENT (Based on Qty)	Dark Garment* Add \$3.00	3rd Ink (\$1.00 per side)	Back Print Add \$3.00	Sleeve Prints Add \$3.00 per sleeve	Bottom or Hood Add \$3.00 ea.	Order Qty less than 24 Add \$3.00	S	M	L	XL	XXL	XXXL							
		<small>(Use this space to calculate total cost per item. See page 24 for a completed Order Form example.)</small>							\times	Total Quantity of Items = \$ _____ Qty of XXL & XXXL x S2 = \$ _____		TOTAL PRICE For Item #1 \$ _____																													
		BASIC COST OF GARMENT (Based on Qty)	Dark Garment* Add \$3.00	3rd Ink (\$1.00 per side)	Back Print Add \$3.00	Sleeve Prints Add \$3.00 per sleeve	Bottom or Hood Add \$3.00 ea.	Order Qty less than 24 Add \$3.00																																	
S	M	L	XL	XXL	XXXL																																				
*Additional cost for printing on dark garments does not apply to all items.																																									
ITEM #2	GARMENT COLOR _____ MASCOT # _____ <small>(if required for design)</small>	<input type="checkbox"/> Full Size <input type="checkbox"/> Pocket Size <input type="checkbox"/> Small Front Center (approx 7" wide)	<input type="checkbox"/> Full Size <input type="checkbox"/> Pocket Size <input type="checkbox"/> Bottom of Shirt	<input type="checkbox"/> LEFT #	HOOD #	<input type="checkbox"/> RIGHT #	<input type="checkbox"/> BOTH #	#1	#2	#3 (if used)	<table border="1"> <tr> <td colspan="7"> <small>(Use this space to calculate total cost per item. See page 24 for a completed Order Form example.)</small> </td> <td rowspan="2"> \times </td> <td rowspan="2"> Total Quantity of Items = \$ _____ Qty of XXL & XXXL x S2 = \$ _____ </td> <td rowspan="2"> TOTAL PRICE For Item #2 \$ _____ </td> </tr> <tr> <td>BASIC COST OF GARMENT (Based on Qty)</td> <td>Dark Garment* Add \$3.00</td> <td>3rd Ink (\$1.00 per side)</td> <td>Back Print Add \$3.00</td> <td>Sleeve Prints Add \$3.00 per sleeve</td> <td>Bottom or Hood Add \$3.00 ea.</td> <td>Order Qty less than 24 Add \$3.00</td> </tr> <tr> <td>S</td> <td>M</td> <td>L</td> <td>XL</td> <td>XXL</td> <td>XXXL</td> <td></td> <td></td> <td></td> <td></td> <td></td> <td></td> <td></td> </tr> </table>	<small>(Use this space to calculate total cost per item. See page 24 for a completed Order Form example.)</small>							\times	Total Quantity of Items = \$ _____ Qty of XXL & XXXL x S2 = \$ _____	TOTAL PRICE For Item #2 \$ _____	BASIC COST OF GARMENT (Based on Qty)	Dark Garment* Add \$3.00	3rd Ink (\$1.00 per side)	Back Print Add \$3.00	Sleeve Prints Add \$3.00 per sleeve	Bottom or Hood Add \$3.00 ea.	Order Qty less than 24 Add \$3.00	S	M	L	XL	XXL	XXXL							
		<small>(Use this space to calculate total cost per item. See page 24 for a completed Order Form example.)</small>							\times	Total Quantity of Items = \$ _____ Qty of XXL & XXXL x S2 = \$ _____		TOTAL PRICE For Item #2 \$ _____																													
		BASIC COST OF GARMENT (Based on Qty)	Dark Garment* Add \$3.00	3rd Ink (\$1.00 per side)	Back Print Add \$3.00	Sleeve Prints Add \$3.00 per sleeve	Bottom or Hood Add \$3.00 ea.	Order Qty less than 24 Add \$3.00																																	
S	M	L	XL	XXL	XXXL																																				
*Additional cost for printing on dark garments does not apply to all items.																																									
ITEM #3	GARMENT COLOR _____ MASCOT # _____ <small>(if required for design)</small>	<input type="checkbox"/> Full Size <input type="checkbox"/> Pocket Size <input type="checkbox"/> Small Front Center (approx 7" wide)	<input type="checkbox"/> Full Size <input type="checkbox"/> Pocket Size <input type="checkbox"/> Bottom of Shirt	<input type="checkbox"/> LEFT #	HOOD #	<input type="checkbox"/> RIGHT #	<input type="checkbox"/> BOTH #	#1	#2	#3 (if used)	<table border="1"> <tr> <td colspan="7"> <small>(Use this space to calculate total cost per item. See page 24 for a completed Order Form example.)</small> </td> <td rowspan="2"> \times </td> <td rowspan="2"> Total Quantity of Items = \$ _____ Qty of XXL & XXXL x S2 = \$ _____ </td> <td rowspan="2"> TOTAL PRICE For Item #3 \$ _____ </td> </tr> <tr> <td>BASIC COST OF GARMENT (Based on Qty)</td> <td>Dark Garment* Add \$3.00</td> <td>3rd Ink (\$1.00 per side)</td> <td>Back Print Add \$3.00</td> <td>Sleeve Prints Add \$3.00 per sleeve</td> <td>Bottom or Hood Add \$3.00 ea.</td> <td>Order Qty less than 24 Add \$3.00</td> </tr> <tr> <td>S</td> <td>M</td> <td>L</td> <td>XL</td> <td>XXL</td> <td>XXXL</td> <td></td> <td></td> <td></td> <td></td> <td></td> <td></td> <td></td> </tr> </table>	<small>(Use this space to calculate total cost per item. See page 24 for a completed Order Form example.)</small>							\times	Total Quantity of Items = \$ _____ Qty of XXL & XXXL x S2 = \$ _____	TOTAL PRICE For Item #3 \$ _____	BASIC COST OF GARMENT (Based on Qty)	Dark Garment* Add \$3.00	3rd Ink (\$1.00 per side)	Back Print Add \$3.00	Sleeve Prints Add \$3.00 per sleeve	Bottom or Hood Add \$3.00 ea.	Order Qty less than 24 Add \$3.00	S	M	L	XL	XXL	XXXL							
		<small>(Use this space to calculate total cost per item. See page 24 for a completed Order Form example.)</small>							\times	Total Quantity of Items = \$ _____ Qty of XXL & XXXL x S2 = \$ _____		TOTAL PRICE For Item #3 \$ _____																													
		BASIC COST OF GARMENT (Based on Qty)	Dark Garment* Add \$3.00	3rd Ink (\$1.00 per side)	Back Print Add \$3.00	Sleeve Prints Add \$3.00 per sleeve	Bottom or Hood Add \$3.00 ea.	Order Qty less than 24 Add \$3.00																																	
S	M	L	XL	XXL	XXXL																																				
*Additional cost for printing on dark garments does not apply to all items.																																									

SHIPPING IS FREE WITH PREPAID ORDERS

CHECK# _____ DISCOVER VISA M/C

Card No. _____

Last 3 numbers on back of credit card _____

Name On Card _____ Exp. Date _____

Billing Address Of Cardholder _____

Email Class Lists in Excel, Signature Sheets and Personalized Name Sheets to info@gariel.com Please include school name.

INVOICE ON ACCOUNT

BILL ME

Purchase Order # _____

(All Billed Orders must include an authorized school P.O. with approx. shipping charges included.)

FREE STUFF CHECK IF YOU QUALIFY

Free Shipping (with **Prepaid*** Orders)

1 Free Lanyard with orders of 36 or more

6 Free Shirts (with orders of 72 or more shirts of the same design & ink colors). Indicate Sizes: S M L XL

Free Saddlebag (with **Prepaid*** orders of 120 or more shirts)

Reminder Checklist:

- Black is an ink color and counts as your first ink if selected.
- Hood printing - 1 color ink only
- Shipping Charges will be incurred on all orders that are not PREPAID (Orders with Purchase Orders are NOT considered Prepaid)

Add Totals From Items 1, 2 & 3 \$ _____

PERSONALIZED NAMES (Attach "Names Order Form" & email names in Excel; add \$5.00 per name) \$ _____

Small Reorder Fee (7-11 garments) add \$20 per set-up \$ _____

UPS charge on orders not prepaid \$ _____

GRAND TOTAL \$ _____

2012

Amount \$ _____ Date Rec'd _____

Actual Copy Payment CC Check No. _____

DATE _____

Need OK

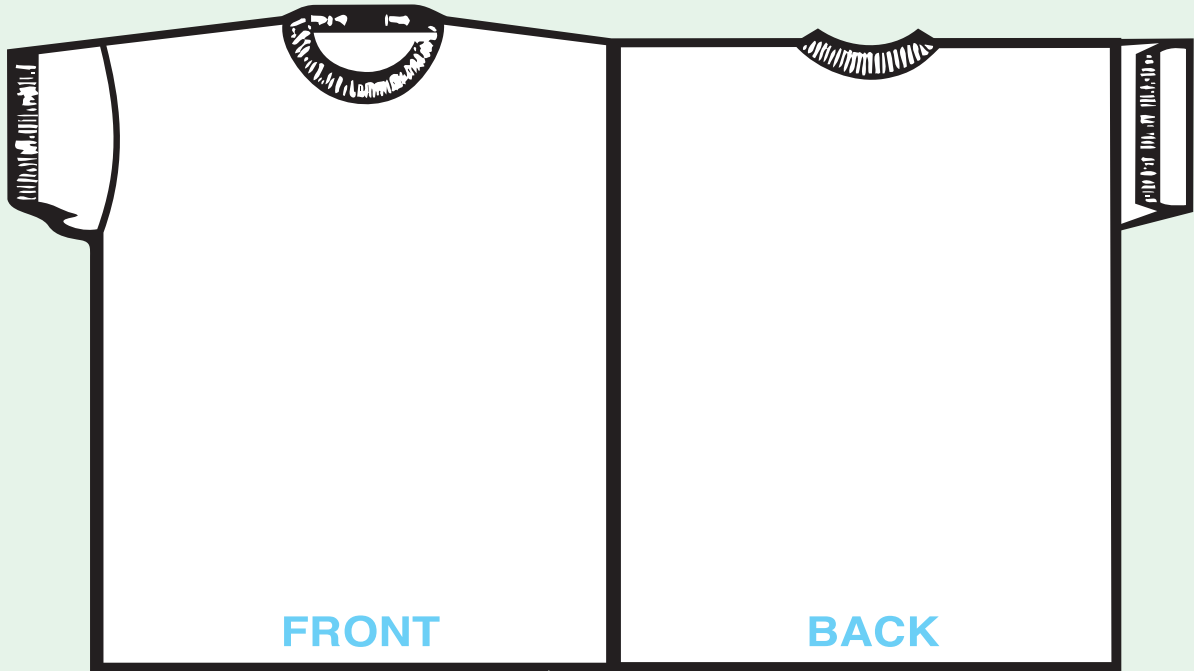
Need OK

Personal Names List/Sign Sheets

PO w/UPS Invoice

OFFICE USE ONLY

★ Please photocopy this side if ordering different designs on separate garment types. Be sure to sketch the layout for each design on your photocopy.
 Please rough sketch your designs the way you want them to appear, indicating which colors to use on which portions of the design.



Design # _____

This is a: **FULL SIZE** or **POCKET SIZE**
 or **SMALL SIZE CENTER*** Design (circle one)

This is a: 1 2 or 3 Color Design (circle one)

Color #1 _____

Color #2 _____

Color #3 _____

*"Small Size Center" design is approx. 7" across.

Design # _____

This is a: **FULL SIZE** or **BOTTOM OF SHIRT**
 Design (circle one)


This is a: 1 2 or 3 Color Design (circle one)

Color #1 _____

Color #2 _____

Color #3 _____

IMPORTANT
Regular Cuffed & Capri Sweatpants will be printed on the side crease of either pant leg, unless otherwise indicated.
Open-Bottom Sweatpants have a side seam and the printing is placed just in front of the seam.



Design # _____


This is a: 1 or 2 Color Print (circle one)

LEFT LEG **OR** RIGHT LEG (circle one)

1st ink color _____

2nd ink color _____

SWEATPANTS



Design # _____

This is a: 1 or 2 Color Print (circle one)

1st ink color _____

2nd ink color _____

LONGSLEEVE

Additional instructions _____

BLACK IS COUNTED AS AN INK COLOR

HOODS


Reads in this direction with hood down.



Design #: _____

Ink Color: _____

1 Color Print Only for Hood



RIGHT SLEEVE LEFT SLEEVE

Short Sleeve Design # _____

This is a: 1 or 2 Color Print (circle one)

1st ink color _____

2nd ink color _____

SHORTSLEEVE